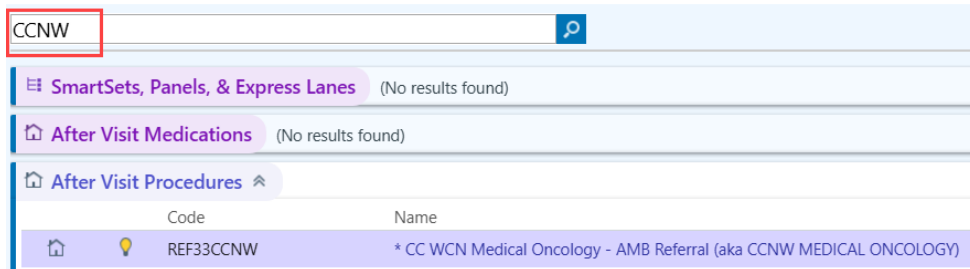


Sending Referral to Cancer Care Northwest

1. You can find Cancer Care Northwest by searching CCNW in the order search field.

Order and SmartSet Search



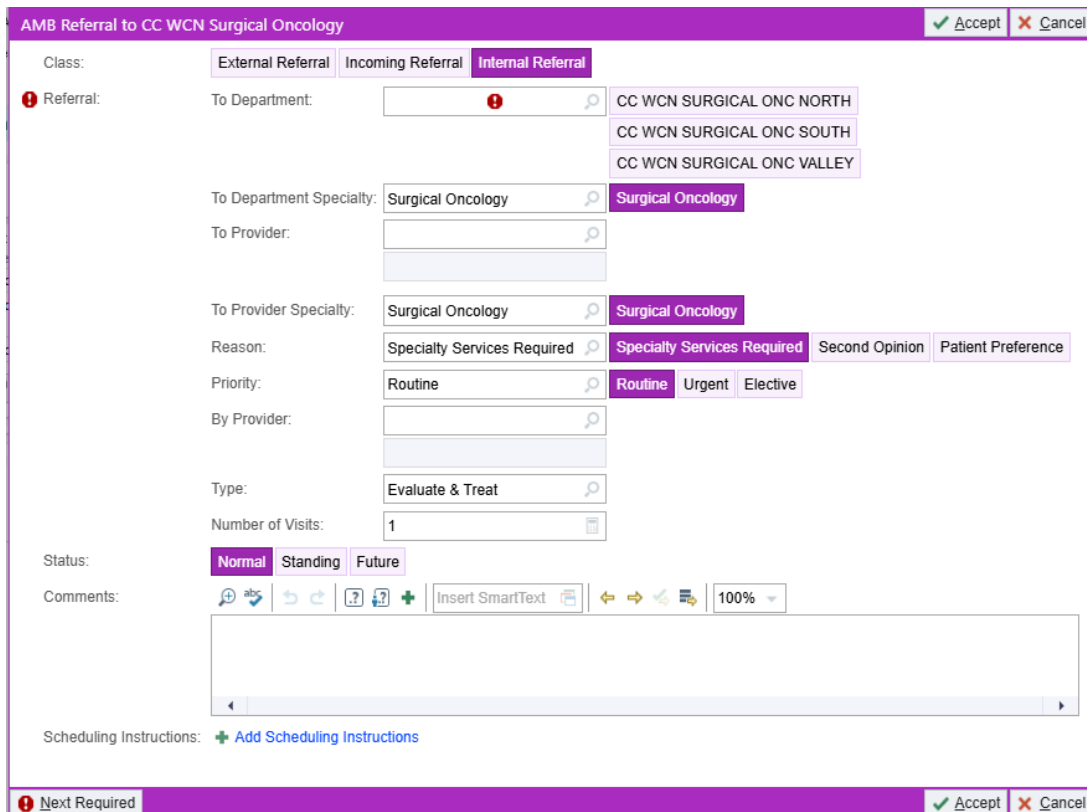
| Code | Name |
|-----------|--|
| REF33CCNW | * CC WCN Medical Oncology - AMB Referral (aka CCNW MEDICAL ONCOLOGY) |

2. Enter referral to the preferred department:

- *CC WCN Medical Oncology*
- *CC WCN Surgical Oncology*
- *CC WCN Radiation Oncology*

3. Mark class as **Internal** and choose the appropriate department.

Fill in the required information.



AMB Referral to CC WCN Surgical Oncology Accept Cancel

Class: External Referral Incoming Referral **Internal Referral**

Referral: To Department: CC WCN SURGICAL ONC NORTH
 CC WCN SURGICAL ONC SOUTH
 CC WCN SURGICAL ONC VALLEY

To Department Specialty: Surgical Oncology **Surgical Oncology**

To Provider:

To Provider Specialty: Surgical Oncology **Surgical Oncology**

Reason: Specialty Services Required **Specialty Services Required** Second Opinion Patient Preference

Priority: Routine **Routine** Urgent Elective

By Provider:

Type: Evaluate & Treat

Number of Visits: 1

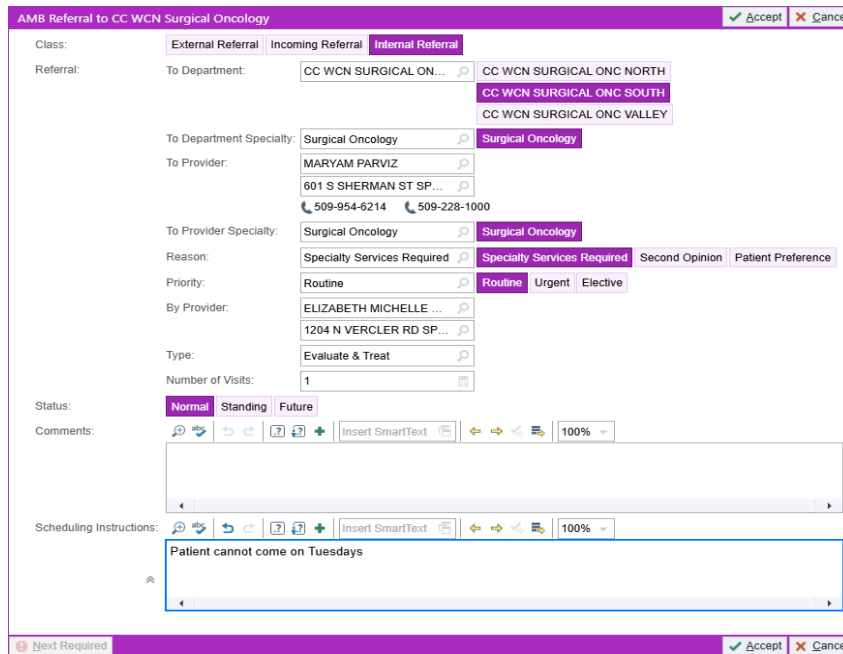
Status: **Normal** Standing Future

Comments:

Scheduling Instructions: [Add Scheduling Instructions](#)

Next Required Accept Cancel

- Finally, enter any additional comments in either the **Comments** or **Scheduling Instructions** field and **Accept**.



- You're almost done! Don't forget to **associate** your diagnosis. Sign your referral order. Your referral has now been entered!

